

图1

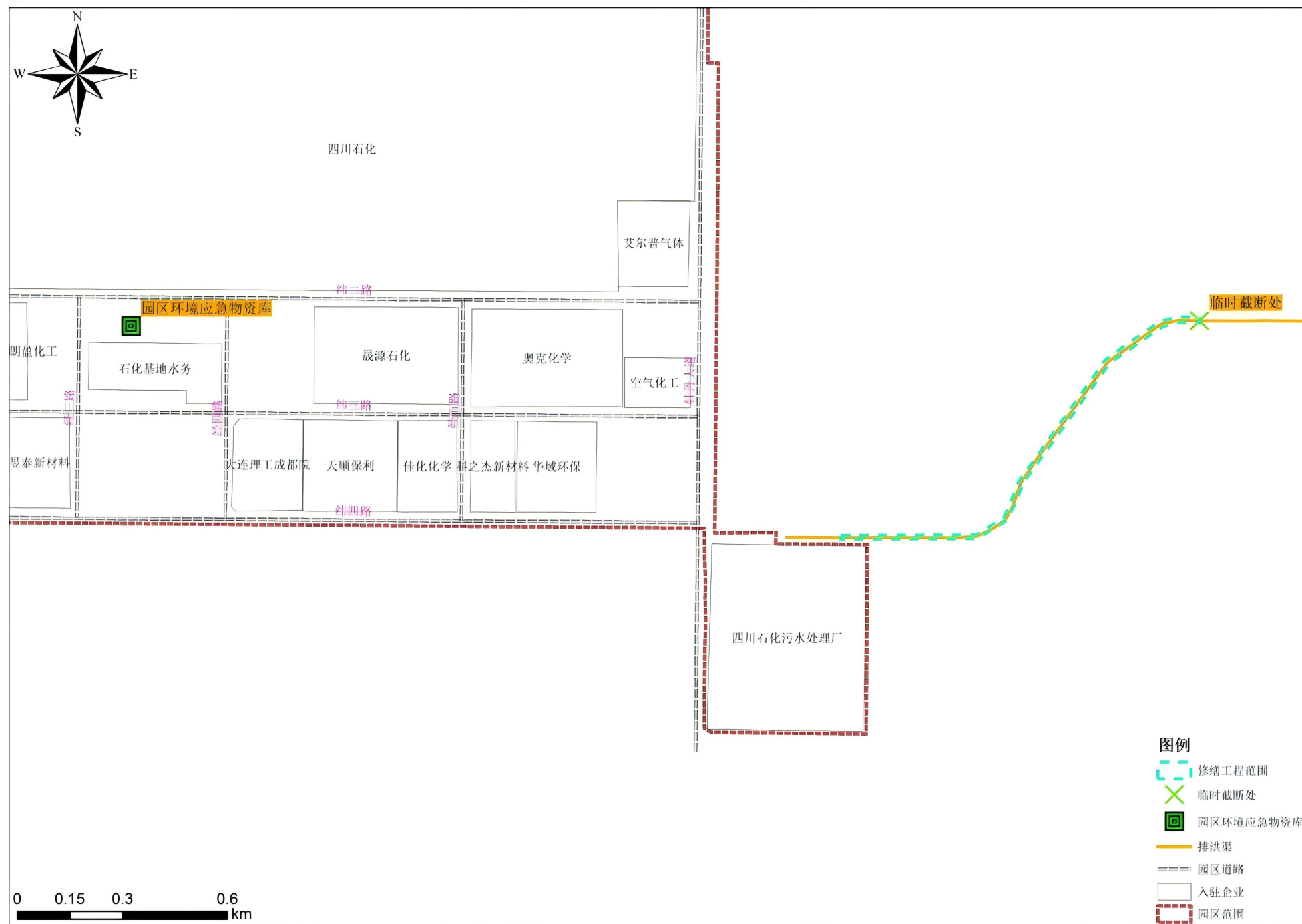
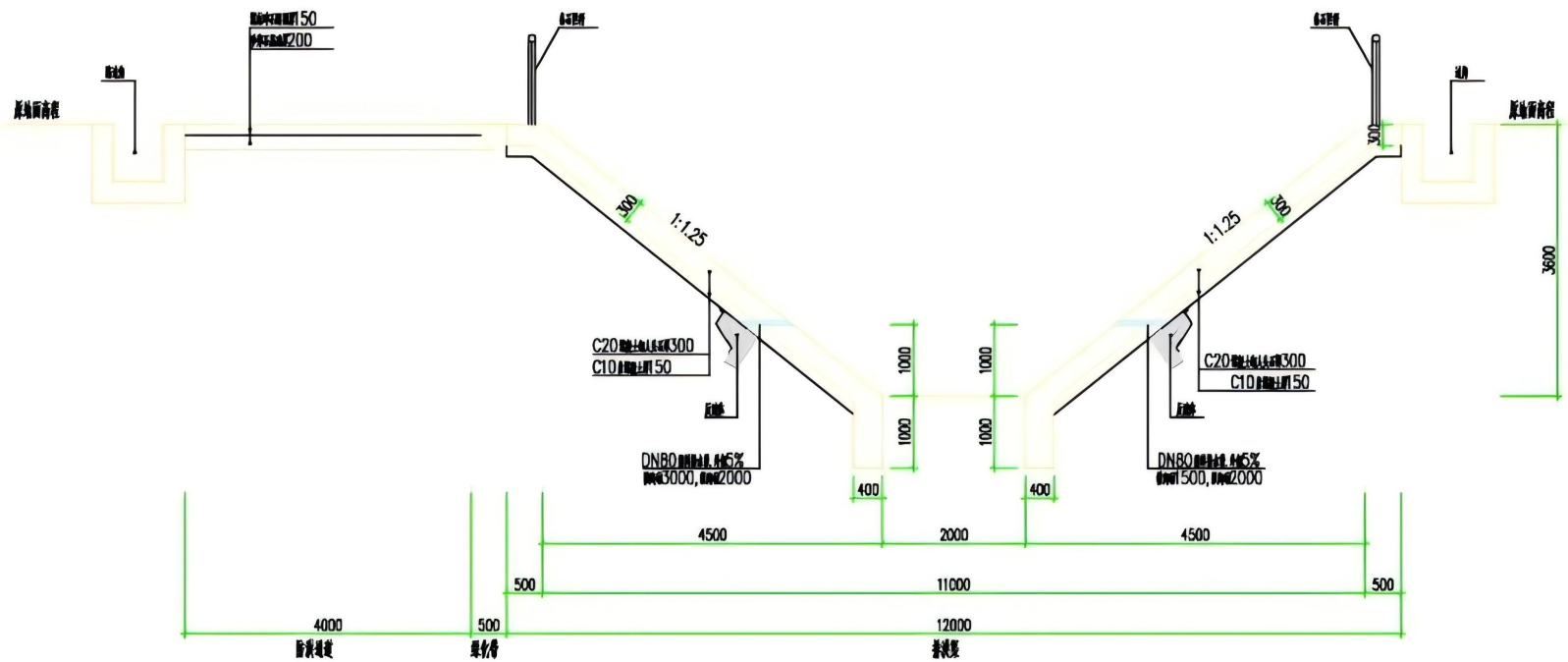
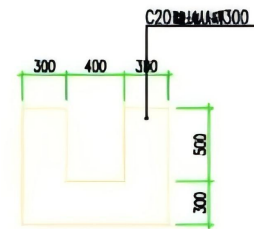


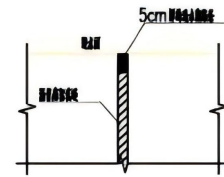
图2



0+000~0+900段标准横断面图
1+900~3+400段标准横断面图



路边沟设计图

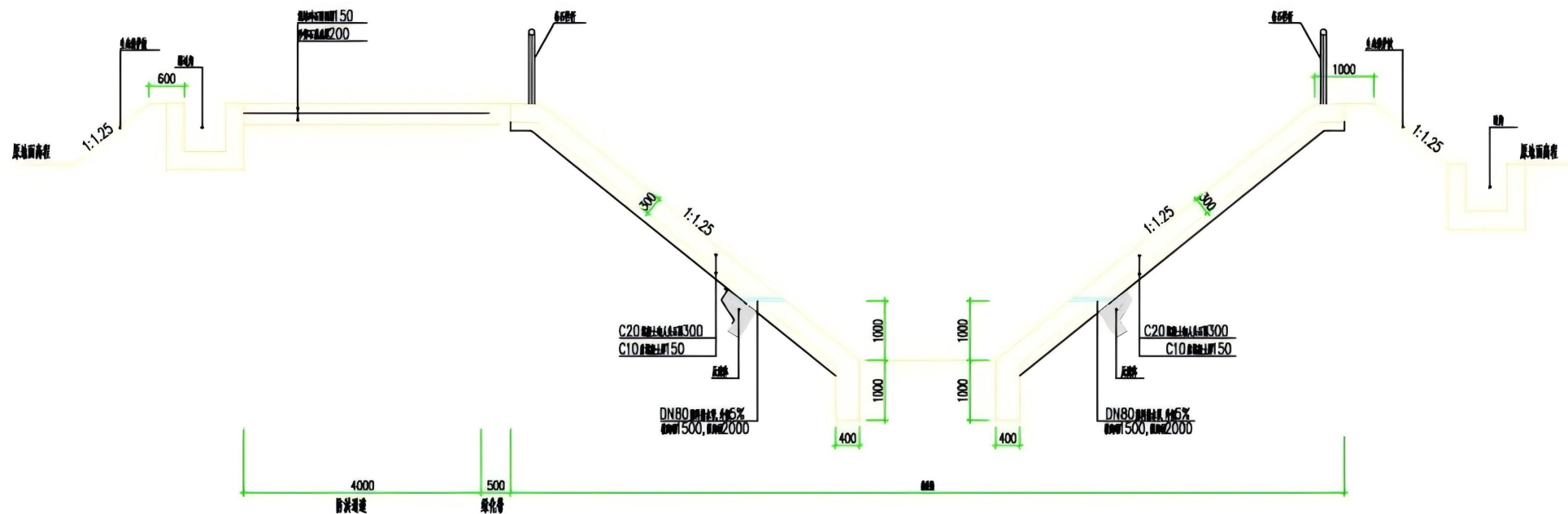


沉降缝大样图

調

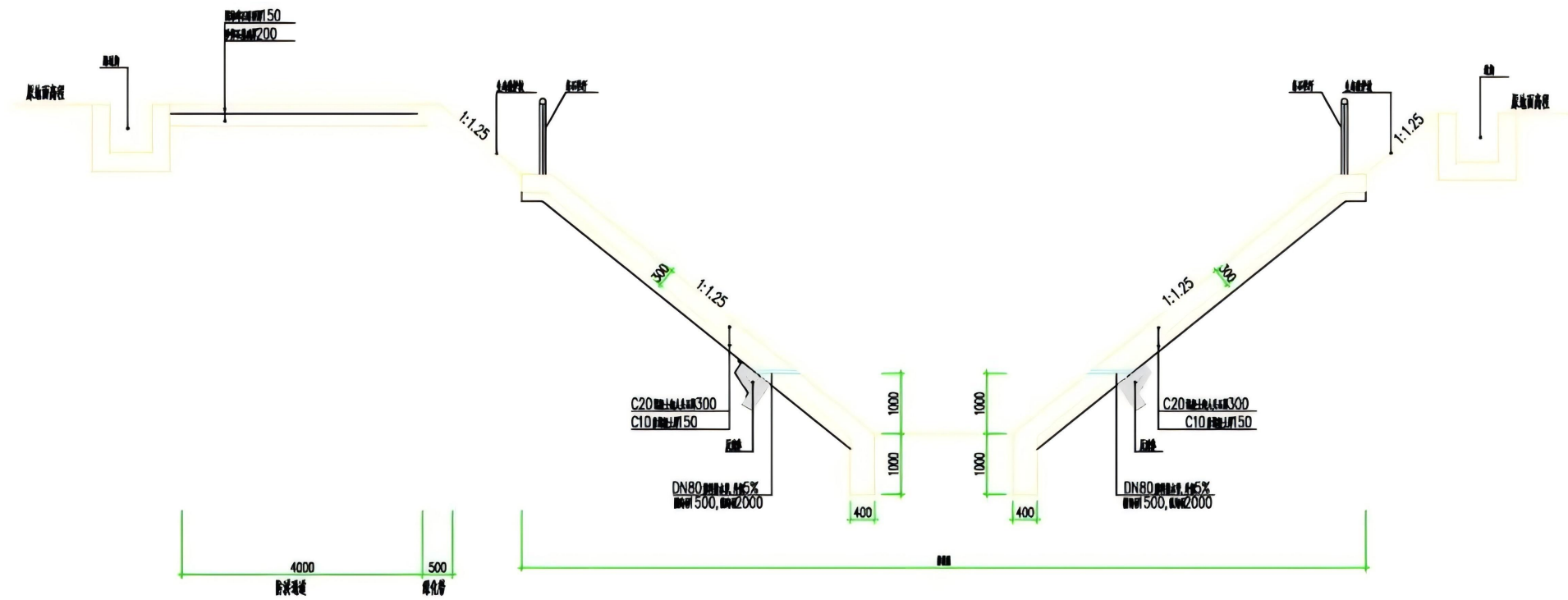
- 1 40. 40x100mm, 5mm.
- 2 40x100mm, 5mm, 10mm, 15mm, 20mm, 25mm, 30mm, 35mm, 40mm, 45mm, 50mm, 55mm, 60mm, 65mm, 70mm, 75mm, 80mm, 85mm, 90mm, 95mm, 100mm, 105mm, 110mm, 115mm, 120mm, 125mm, 130mm, 135mm, 140mm, 145mm, 150mm, 155mm, 160mm, 165mm, 170mm, 175mm, 180mm, 185mm, 190mm, 195mm, 200mm, 205mm, 210mm, 215mm, 220mm, 225mm, 230mm, 235mm, 240mm, 245mm, 250mm, 255mm, 260mm, 265mm, 270mm, 275mm, 280mm, 285mm, 290mm, 295mm, 300mm, 305mm, 310mm, 315mm, 320mm, 325mm, 330mm, 335mm, 340mm, 345mm, 350mm, 355mm, 360mm, 365mm, 370mm, 375mm, 380mm, 385mm, 390mm, 395mm, 400mm, 405mm, 410mm, 415mm, 420mm, 425mm, 430mm, 435mm, 440mm, 445mm, 450mm, 455mm, 460mm, 465mm, 470mm, 475mm, 480mm, 485mm, 490mm, 495mm, 500mm, 505mm, 510mm, 515mm, 520mm, 525mm, 530mm, 535mm, 540mm, 545mm, 550mm, 555mm, 560mm, 565mm, 570mm, 575mm, 580mm, 585mm, 590mm, 595mm, 600mm, 605mm, 610mm, 615mm, 620mm, 625mm, 630mm, 635mm, 640mm, 645mm, 650mm, 655mm, 660mm, 665mm, 670mm, 675mm, 680mm, 685mm, 690mm, 695mm, 700mm, 705mm, 710mm, 715mm, 720mm, 725mm, 730mm, 735mm, 740mm, 745mm, 750mm, 755mm, 760mm, 765mm, 770mm, 775mm, 780mm, 785mm, 790mm, 795mm, 800mm, 805mm, 810mm, 815mm, 820mm, 825mm, 830mm, 835mm, 840mm, 845mm, 850mm, 855mm, 860mm, 865mm, 870mm, 875mm, 880mm, 885mm, 890mm, 895mm, 900mm, 905mm, 910mm, 915mm, 920mm, 925mm, 930mm, 935mm, 940mm, 945mm, 950mm, 955mm, 960mm, 965mm, 970mm, 975mm, 980mm, 985mm, 990mm, 995mm, 1000mm, 1005mm, 1010mm, 1015mm, 1020mm, 1025mm, 1030mm, 1035mm, 1040mm, 1045mm, 1050mm, 1055mm, 1060mm, 1065mm, 1070mm, 1075mm, 1080mm, 1085mm, 1090mm, 1095mm, 1100mm, 1105mm, 1110mm, 1115mm, 1120mm, 1125mm, 1130mm, 1135mm, 1140mm, 1145mm, 1150mm, 1155mm, 1160mm, 1165mm, 1170mm, 1175mm, 1180mm, 1185mm, 1190mm, 1195mm, 1200mm, 1205mm, 1210mm, 1215mm, 1220mm, 1225mm, 1230mm, 1235mm, 1240mm, 1245mm, 1250mm, 1255mm, 1260mm, 1265mm, 1270mm, 1275mm, 1280mm, 1285mm, 1290mm, 1295mm, 1300mm, 1305mm, 1310mm, 1315mm, 1320mm, 1325mm, 1330mm, 1335mm, 1340mm, 1345mm, 1350mm, 1355mm, 1360mm, 1365mm, 1370mm, 1375mm, 1380mm, 1385mm, 1390mm, 1395mm, 1400mm, 1405mm, 1410mm, 1415mm, 1420mm, 1425mm, 1430mm, 1435mm, 1440mm, 1445mm, 1450mm, 1455mm, 1460mm, 1465mm, 1470mm, 1475mm, 1480mm, 1485mm, 1490mm, 1495mm, 1500mm, 1505mm, 1510mm, 1515mm, 1520mm, 1525mm, 1530mm, 1535mm, 1540mm, 1545mm, 1550mm, 1555mm, 1560mm, 1565mm, 1570mm, 1575mm, 1580mm, 1585mm, 1590mm, 1595mm, 1600mm, 1605mm, 1610mm, 1615mm, 1620mm, 1625mm, 1630mm, 1635mm, 1640mm, 1645mm, 1650mm, 1655mm, 1660mm, 1665mm, 1670mm, 1675mm, 1680mm, 1685mm, 1690mm, 1695mm, 1700mm, 1705mm, 1710mm, 1715mm, 1720mm, 1725mm, 1730mm, 1735mm, 1740mm, 1745mm, 1750mm, 1755mm, 1760mm, 1765mm, 1770mm, 1775mm, 1780mm, 1785mm, 1790mm, 1795mm, 1800mm, 1805mm, 1810mm, 1815mm, 1820mm, 1825mm, 1830mm, 1835mm, 1840mm, 1845mm, 1850mm, 1855mm, 1860mm, 1865mm, 1870mm, 1875mm, 1880mm, 1885mm, 1890mm, 1895mm, 1900mm, 1905mm, 1910mm, 1915mm, 1920mm, 1925mm, 1930mm, 1935mm, 1940mm, 1945mm, 1950mm, 1955mm, 1960mm, 1965mm, 1970mm, 1975mm, 1980mm, 1985mm, 1990mm, 1995mm, 2000mm, 2005mm, 2010mm, 2015mm, 2020mm, 2025mm, 2030mm, 2035mm, 2040mm, 2045mm, 2050mm, 2055mm, 2060mm, 2065mm, 2070mm, 2075mm, 2080mm, 2085mm, 2090mm, 2095mm, 2100mm, 2105mm, 2110mm, 2115mm, 2120mm, 2125mm, 2130mm, 2135mm, 2140mm, 2145mm, 2150mm, 2155mm, 2160mm, 2165mm, 2170mm, 2175mm, 2180mm, 2185mm, 2190mm, 2195mm, 2200mm, 2205mm, 2210mm, 2215mm, 2220mm, 2225mm, 2230mm, 2235mm, 2240mm, 2245mm, 2250mm, 2255mm, 2260mm, 2265mm, 2270mm, 2275mm, 2280mm, 2285mm, 2290mm, 2295mm, 2300mm, 2305mm, 2310mm, 2315mm, 2320mm, 2325mm, 2330mm, 2335mm, 2340mm, 2345mm, 2350mm, 2355mm, 2360mm, 2365mm, 2370mm, 2375mm, 2380mm, 2385mm, 2390mm, 2395mm, 2400mm, 2405mm, 2410mm, 2415mm, 2420mm, 2425mm, 2430mm, 2435mm, 2440mm, 2445mm, 2450mm, 2455mm, 2460mm, 2465mm, 2470mm, 2475mm, 2480mm, 2485mm, 2490mm, 2495mm, 2500mm, 2505mm, 2510mm, 2515mm, 2520mm, 2525mm, 2530mm, 2535mm, 2540mm, 2545mm, 2550mm, 2555mm, 2560mm, 2565mm, 2570mm, 2575mm, 2580mm, 2585mm, 2590mm, 2595mm, 2600mm, 2605mm, 2610mm, 2615mm, 2620mm, 2625mm, 2630mm, 2635mm, 2640mm, 2645mm, 2650mm, 2655mm, 2660mm, 2665mm, 2670mm, 2675mm, 2680mm, 2685mm, 2690mm, 2695mm, 2700mm, 2705mm, 2710mm, 2715mm, 2720mm, 2725mm, 2730mm, 2735mm, 2740mm, 2745mm, 2750mm, 2755mm, 2760mm, 2765mm, 2770mm, 2775mm, 2780mm, 2785mm, 2790mm, 2795mm, 2800mm, 2805mm, 2810mm, 2815mm, 2820mm, 2825mm, 2830mm, 2835mm, 2840mm, 2845mm, 2850mm, 2855mm, 2860mm, 2865mm, 2870mm, 2875mm, 2880mm, 2885mm, 2890mm, 2895mm, 2900mm, 2905mm, 2910mm, 2915mm, 2920mm, 2925mm, 2930mm, 2935mm, 2940mm, 2945mm, 2950mm, 2955mm, 2960mm, 2965mm, 2970mm, 2975mm, 2980mm, 2985mm, 2990mm, 2995mm, 3000mm, 3005mm, 3010mm, 3015mm, 3020mm, 3025mm, 3030mm, 3035mm, 3040mm, 3045mm, 3050mm, 3055mm,

图3



堤顶高于原地面时防洪渠标准横断面图

图 4



堤顶低于原地面时防洪渠标准横断面图

	四川石化基地排洪工程	堤顶低于原地面时防洪渠标准横断面图	审 定	付惠志	项目负责人	朱江东	校 核	朱江东	工程编号	2009III-03	日 期	2010.09	图 号	渠-13
			审 核	张勇	专业负责人	张勇	设 计	朱江东	设计阶段	初步设计	版本号		页 数	

图5

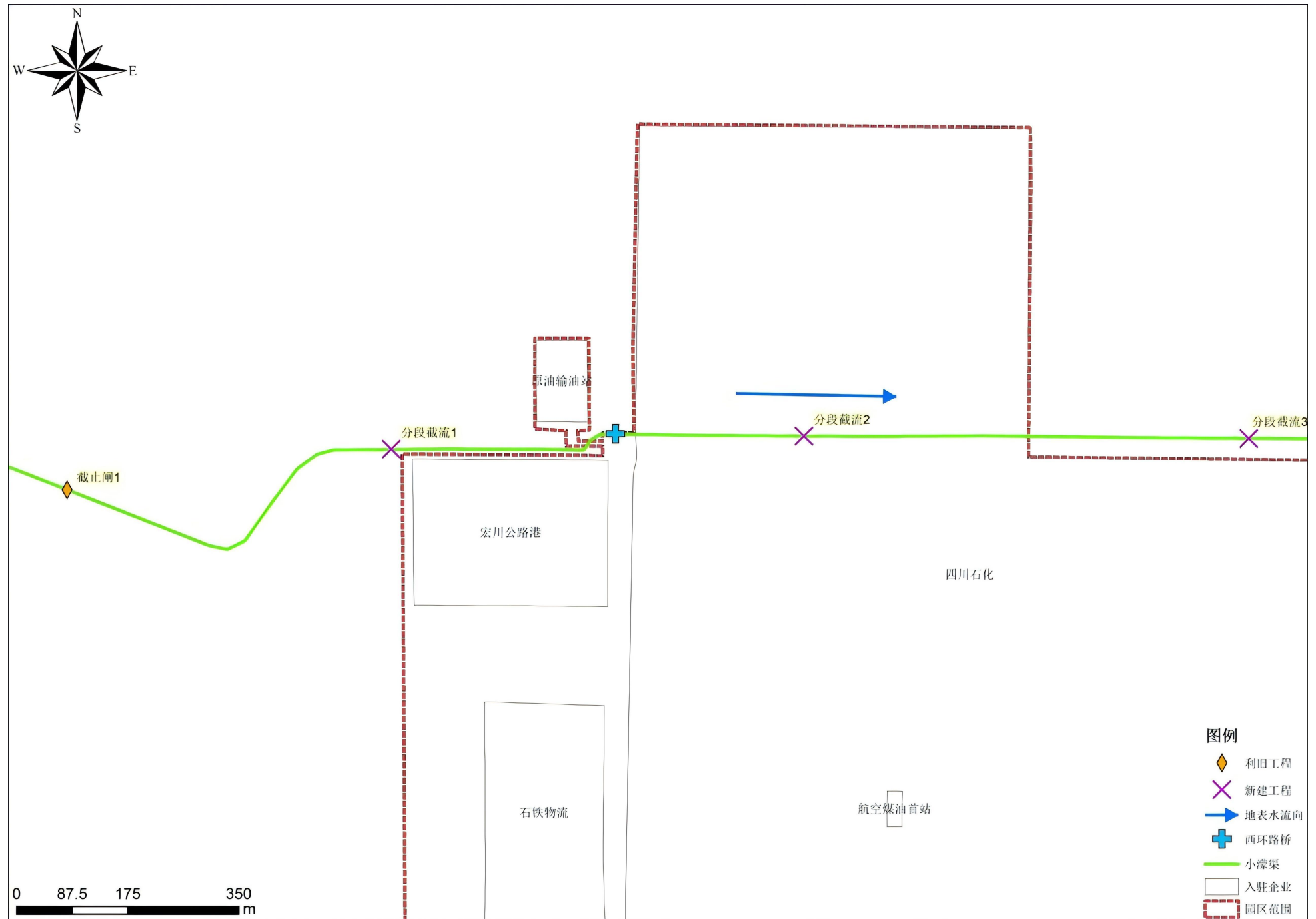


图6

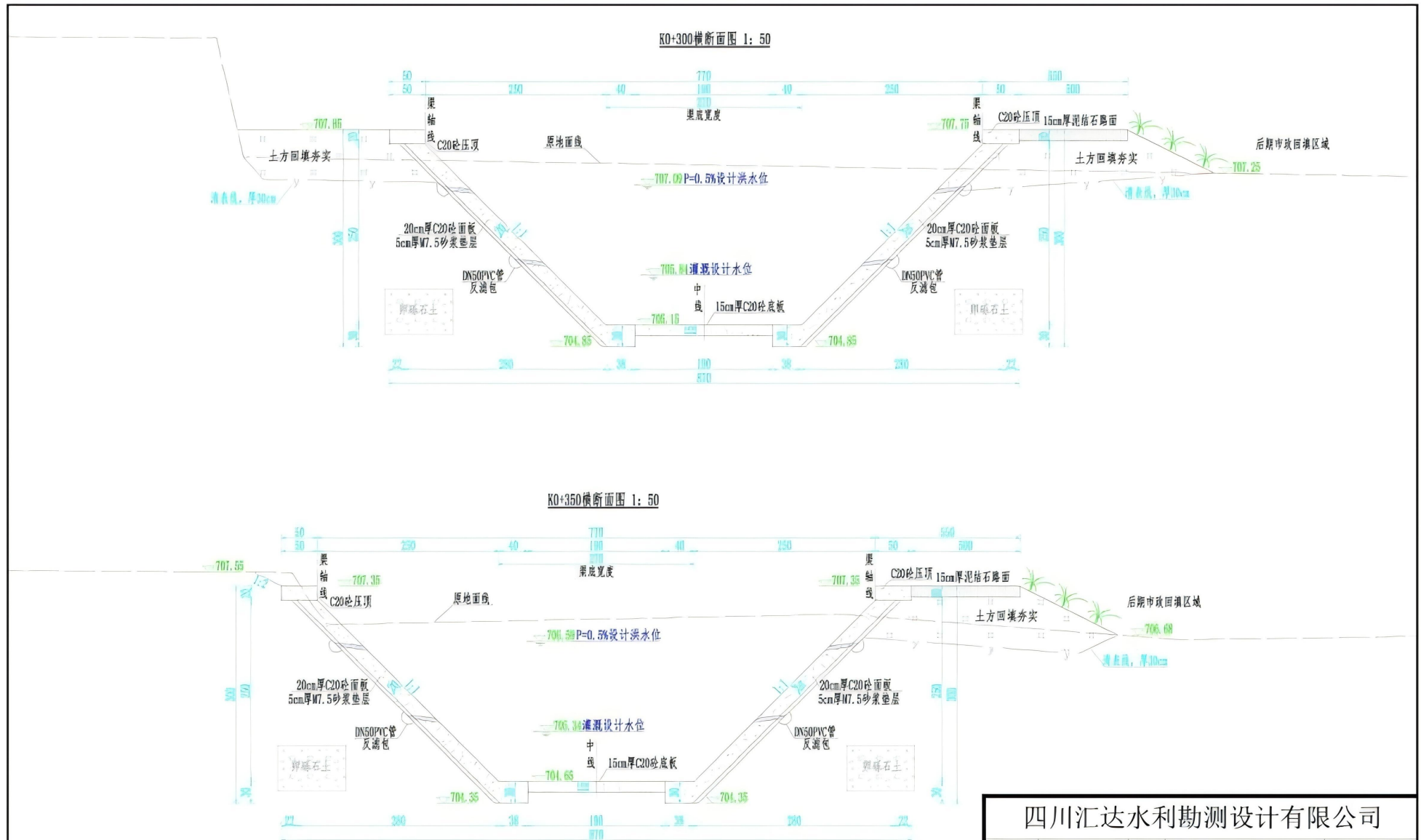


图7



图8

